

IMPACT 2018

thegathering “

At The Gathering, we value financial transparency and welcome opportunities to celebrate the impact of our ministry. This 2018 report shows not only the sources of our revenues and the allocation of our expenses, but also highlights the impact that your generosity is having in our church, in our city, and in our world. Please join me in celebrating all the work that God is doing in and through The Gathering.

Peace+ Rev. Matt Miofsky ”

WHERE DOES THE GATHERING'S MONEY COME FROM?

2018 MISSIONS AND OPPS REV: **\$3,214,613**

GENERAL CHURCH GIVING: **79%**

DESIGNATED GIVING: **17%**

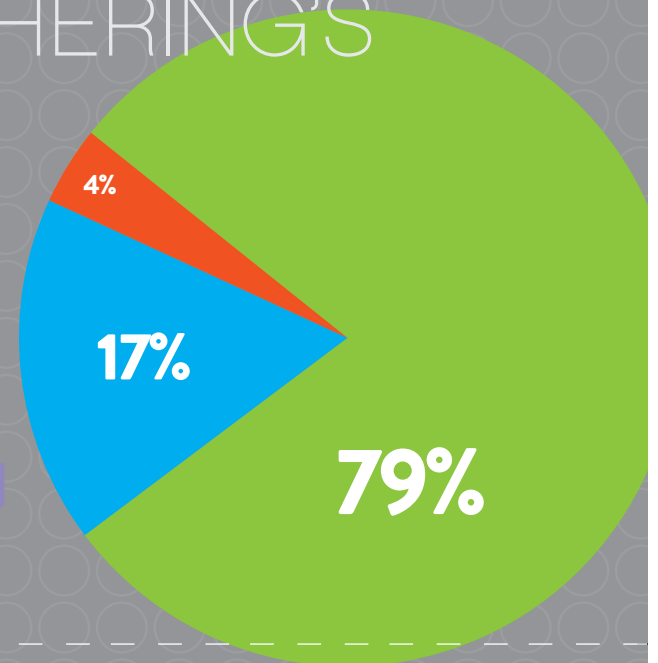
OTHER REVENUE: **4%**

ADDITIONAL CAPITAL GIFTS: **\$389,246**

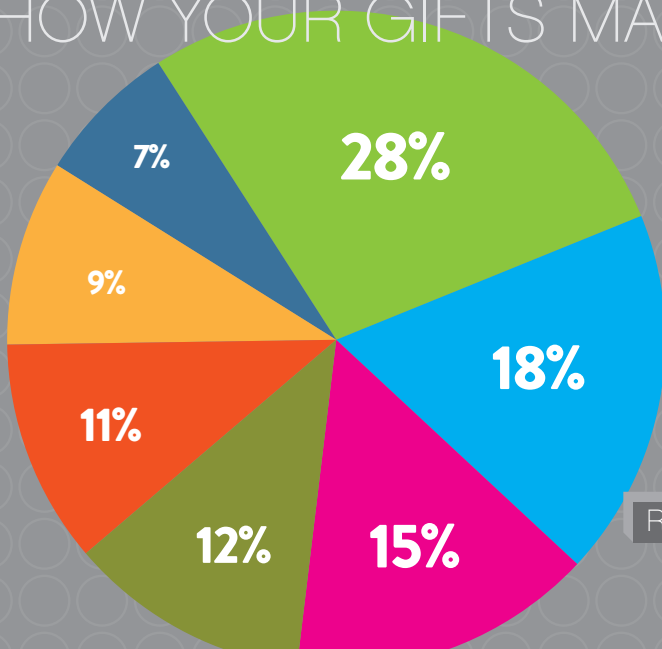
TOTAL 2018 REVENUE: **\$3,603,859**

+ RELEASES FROM CAPITAL IMPROVEMENTS: **\$2,422,447**

= TOTAL REVENUE AND RELEASES: **\$6,026,306**



HOW YOUR GIFTS MADE AN IMPACT ON MINISTRY



2018 MISSIONS & OPERATIONS EXPENSES: **\$2,955,818**

WORSHIP: **28%**

OPERATIONS: **18%**

MISSIONS AND OUTREACH: **15%**

FACILITIES: **12%**

KIDS/STUDENT MINISTRY: **11%**

CONNECTIONS + HOSPITALITY: **9%**


OTHER MINISTRIES: **7%**

+CAPITAL EXPENDITURES: **\$2,800,324**

=TOTAL 2018 EXPENSES: **\$5,756,142**

RESERVED FOR FUTURE MISSIONS AND MINISTRY: **\$270,164**

PEOPLE



44 TOTAL BAPTISMS
13 ADULT / 31 CHILD



- THE TOTAL NUMBER OF WELLS IS NOW 117!
- NEARLY 500K PEOPLE RECEIVE SAFE WATER



**NEW PARTNER SCHOOL
LACLEDE ELEMENTARY!**



MISSIONS

*The Gathering continues to give away all Christmas and Easter offerings to missions at home and abroad.



PEOPLE TOOK A STEP
IN THEIR FAITH AND
PARTICIPATED IN **NEXT**

SPIRITUAL GROWTH



If you have questions about this impact report please email: dave.dietrich@gatheringnow.com